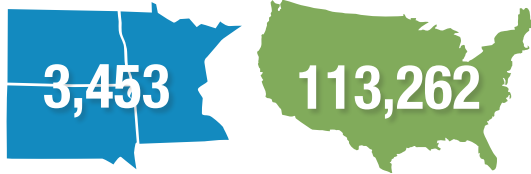


# Get to Know the Donation Fast Facts

OPTN data as of August 2019

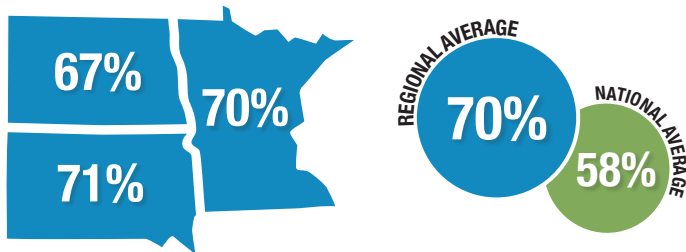
Thousands of men, women, and children in the United States are waiting for life-saving organ transplants. Each year, approximately one-third of those people receive their life-saving transplant and a hope for a renewed life because of the generosity of individuals who - at a time of personal grief - thought of others in need. Despite this generosity, the need continues to grow.

## ON THE WAITING LIST



	REGIONAL	NATIONAL
Kidney	2,647	94,820
Liver	283	13,122
Heart	140	3,760
Kidney-Pancreas	187	1,651
Lung	64	1,430
Pancreas	126	836
Intestine	0	229
Heart-Lung	6	44

## ADULTS REGISTERED AS DONORS



## GIFTS GIVEN AND RECEIVED IN 2018

2018 STATISTICS	REGIONAL	NATIONAL
Deceased organ donors	184	10,721
Living organ donors	218	6,832
Tissue donors	673	~39,000

ORGANS TRANSPLANTED	REGIONAL	NATIONAL
Kidney	557	21,166
Liver	189	8,250
Heart	73	3,408
Lung	46	2,530
Pancreas	12	192
Intestine	0	104
<b>TOTAL</b>	<b>877</b>	<b>35,650</b>

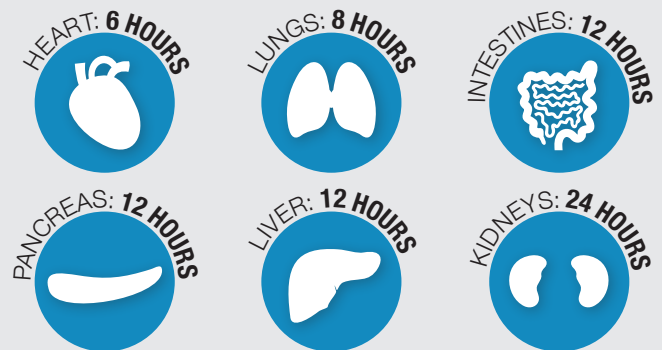
Each day, **22 people** die while waiting for a transplant. A new name is added to the transplant waiting list every **10 minutes**.

Register to be an organ, eye, and tissue donor:

[www.Life-Source.org](http://www.Life-Source.org)

## DONATION TO TRANSPLANT

Transplants must occur within specific time frames:



CORNEAS

**14 DAYS**

TISSUE GRAFTS (bone, skin, veins, etc.)

**5 YEARS**

## PATIENT SUCCESS RATES

One Year Post Transplant

