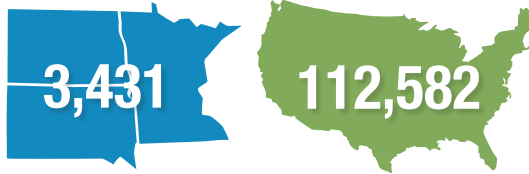


# Get to Know the Donation Fast Facts

OPTN  
data as of  
January  
2020

Thousands of men, women, and children in the United States are waiting for life-saving organ transplants. Each year, approximately one-third of those people receive their life-saving transplant and a hope for a renewed life because of the generosity of individuals who - at a time of personal grief - thought of others in need. Despite this generosity, the need continues to grow.

## ON THE WAITING LIST

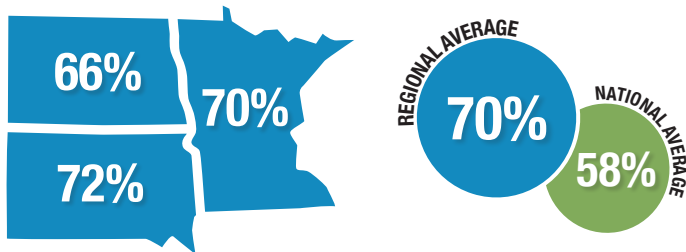


### REGIONAL

### NATIONAL

Kidney	2,645	94,659
Liver	259	12,746
Heart	145	3,726
Kidney-Pancreas	182	1,702
Lung	72	1,324
Pancreas	122	853
Intestine	0	228
Heart-Lung	145	49

## ADULTS REGISTERED AS DONORS



## GIFTS GIVEN AND RECEIVED IN 2018

2018 STATISTICS	REGIONAL	NATIONAL
Deceased organ donors	184	10,721
Living organ donors	218	6,832
Tissue donors	673	~39,000

ORGANS TRANSPLANTED	REGIONAL	NATIONAL
Kidney	557	21,166
Liver	189	8,250
Heart	73	3,408
Lung	46	2,530
Pancreas	12	192
Intestine	0	104
<b>TOTAL</b>	<b>877</b>	<b>35,650</b>

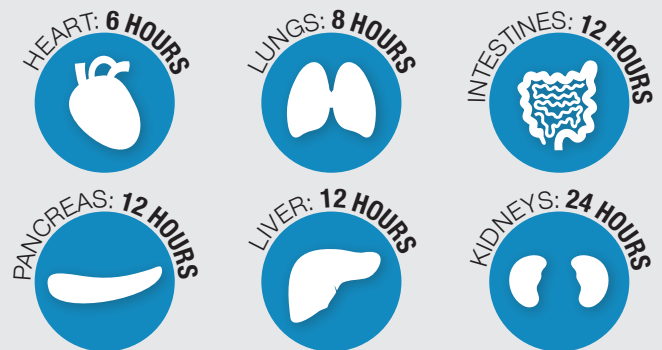
Each day, **22 people** die while waiting for a transplant. A new name is added to the transplant waiting list every **10 minutes**.

Register to be an organ, eye, and tissue donor:

**[www.Life-Source.org](http://www.Life-Source.org)**

## DONATION TO TRANSPLANT

Transplants must occur within specific time frames:



CORNEAS

**14 DAYS**

TISSUE GRAFTS (bone, skin, veins, etc.)

**5 YEARS**

## PATIENT SUCCESS RATES

One Year Post Transplant

